

# Growth and Spread of the Argentine Black and White tegu in Florida

Rebecca G. Harvey, Justin R. Dalaba, Jenny Ketterlin, Art Roybal, Daniel Quinn, and Frank J. Mazzotti<sup>1</sup>

## Florida's Reptilian Invasion

The accumulation of exotic reptiles and amphibians in Florida has been called a “runaway train” that has yet to be controlled (Meshaka 2011). The state is home to more nonnative species of reptiles and amphibians than anywhere else in the world. Of 63 established exotic reptilian and amphibian species, 48 are lizards (Krysko et al. 2016). South Florida is especially at risk because of its subtropical climate, large areas of disturbed habitats, and thriving trade in exotic pets. Although pythons receive the majority of public attention, large invasive lizards also pose a significant threat to south Florida's native wildlife and ecosystems.

The Argentine black and white tegu (*Salvator merianae*, formerly *Tupinambis merianae*; Harvey et al. 2012) was introduced to Florida through the pet trade and has established breeding populations in Hillsborough and Miami-Dade counties (Pernas et al. 2012). Florida Fish and Wildlife Conservation Commission (FWC) has been coordinating efforts to manage another breeding population in Charlotte county and an emerging population in St. Lucie county.

The Argentine black and white tegu (tegu) is one of the largest lizard species in the Western Hemisphere, growing up to four feet in total length (Figure 1). Females lay an average of 35 eggs per year starting at age three or four. Tegus have survived below freezing temperatures in Florida by burrowing during the winter months (McEachern et al. 2015). The tegu's broad habitat use and omnivorous diet create the potential for severe ecological impacts.



Figure 1. Adult Argentine black and white tegu (*Salvator merianae*). Photo by: Nick Scobel, University of Florida.

## More Tegus in More Areas

Collaborative interagency efforts to assess the south Florida tegu population through surveys, trapping, radio-tracking,

and removal began in 2009 within the Everglades Cooperative Invasive Species Management Area (ECISMA). Since then, Argentine black and white tegus have grown in number and expanded their range in south Florida. Tegus have now been reported in 35 Florida counties and 4 Georgia counties (EDDMapS 2020). Both the number of tegus removed and the effort expended to catch them have increased (Figure 2). These totals do not include tegus removed by private trappers, some of whom reported removing more than 400 in one year.

The south Florida tegu population is centered in Florida City and the Southern Glades Wildlife Environmental Area. Tegus are dispersing from this area. To the east, several have been removed from the Turkey Point Power Plant site, a nesting area of federally threatened American crocodiles (*Crocodylus acutus*), and just outside the border of Biscayne National Park. To the west and south they are advancing into Everglades National Park and into the Florida Keys. Levees facilitate tegus' spread into vulnerable habitats that would otherwise be isolated from terrestrial invaders (Klug et al. 2015).

With a newly emerging population of tegus in St. Lucie county and occasional sightings in Broward and Palm Beach counties, the potential for their spread is an ongoing threat on the east coast of Florida. On the west coast of Florida, there is now an established population in Charlotte county, in addition to Hillsborough county (Figure 3). Several individuals reported in Georgia since 2018 in addition to predicted suitable habitat modeling suggests the potential for tegus to expand their range north of Florida (Jarnevich et al. 2018).

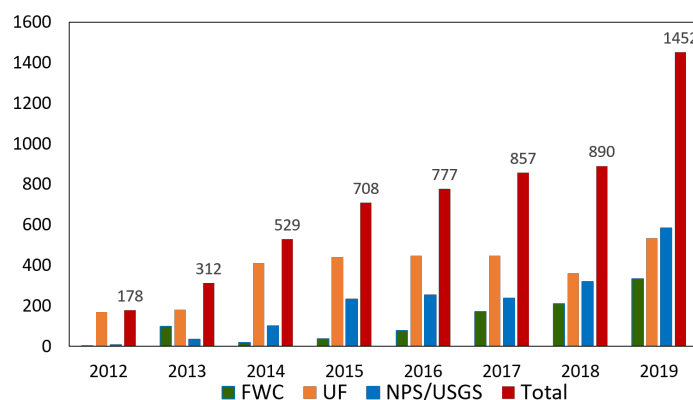


Figure 2. Tegus removed by year (2012-2019) by Florida Fish and Wildlife Conservation Commission (FWC), University of Florida (UF), National Park Service (NPS) and United States Geological Survey (USGS) through trapping.

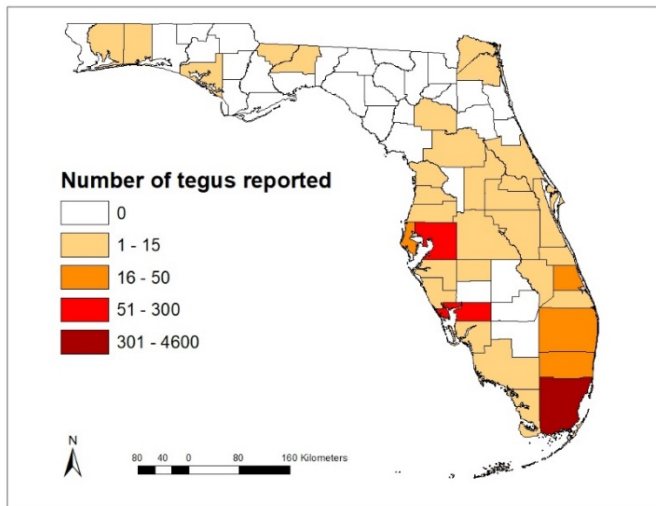


Figure 3. Number of verified Argentine black and white tegu reports to EDDMapS by Florida county through March 2020. There are established breeding populations in Hillsborough, Charlotte, Miami-Dade, and St. Lucie counties (EDDMapS; Accessed 20 March 2020).

## What's at Stake?

The Argentine black and white tegu is an omnivore that eats fruits, vegetables, eggs, insects, and small animals. As a predator, the tegu is likely to have harmful effects on south Florida's native wildlife.

In an analysis of 124 gut content samples from tegus captured along the urban fringe in Miami-Dade County, 39% contained vertebrate remains. These included frogs, toads, lizards, snakes, turtles, and small mammals. The discovery of gopher tortoise (*Gopherus polyphemus*) hatchlings in the gut content of five tegus from central Florida confirms their threat to imperiled and protected species in Florida (Offner 2017).

Tegus are especially known for eating buried eggs of reptiles and have been documented eating American alligator (*Alligator mississippiensis*) and turtle eggs in Florida (Figure 4; Mazzotti et al. 2014). Camera traps have also captured photos of a tegu on an American crocodile nest. Hence, a

growing and spreading tegu population may reduce populations of threatened and endangered native species such as crocodiles, sea turtles, ground-nesting birds, such as the Cape Sable seaside sparrow, and the endemic Key Largo woodrat (*Neotoma floridana smalli*).



Figure 4. Argentine black and white tegu leaving an American alligator nest with an alligator egg in its mouth. Source: Mazzotti et al. (2014).

## Interagency efforts to reduce the threat

The University of Florida, Florida Fish and Wildlife Conservation Commission, the United States Geological Survey, the United States Fish and Wildlife Service, the National Park Service, and the South Florida Water Management District have developed a cooperative program to contain and reduce the tegu population in South Florida. Program tasks include the following:

- Locate and remove tegus in occupied areas using driving and walking surveys, camera traps, and live traps
- Prevent expansion to new areas (including both public and private lands) via live traps, camera traps, and community outreach
- Develop and validate a new method of evaluating impact of tegu removal on tegu populations
- Use radio telemetry to understand how tegus move through the landscape and apply results to enhance removal of tegus

## Implications of expansion

There is an urgent need to prevent further expansion of tegus both within and beyond Florida. Without increased management effort, tegus are likely to move beyond the "containment" phase, becoming so widespread and abundant that costly long-term management may be needed (Figure 5). It is essential to act now to prevent spread and invasion of Argentine black and white tegus to prevent irreversible damage to biological diversity and ecological integrity of Greater Everglades natural areas. Preventing spread of tegus will be less expensive and more effective than attempting to remove an established population later.

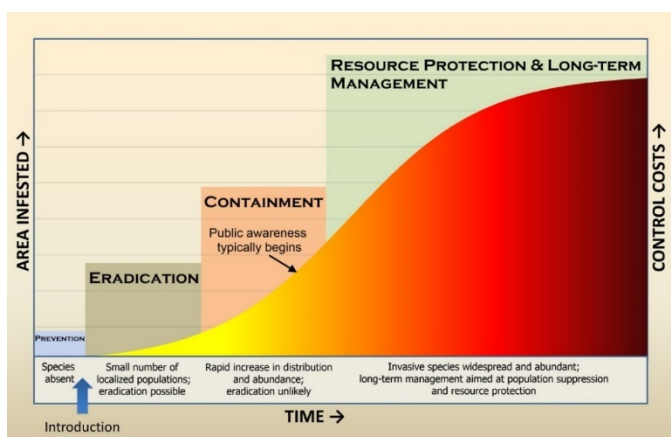


Figure 5. The Invasion Curve. Adapted from Invasive Plants and Animals Policy Framework, State of Victoria, Australia, 2010.

## References

- EDDMapS. 2020. Early Detection & Distribution Mapping System. The University of Georgia - Center for Invasive Species and Ecosystem Health. Available online at <http://www.eddmaps.org/>; last accessed March 20, 2020.
- Harvey M.B., G.N. Ugueto, and R.L. Gutberlet, Jr. 2012. Review of Teiid morphology with a revised taxonomy and phylogeny of the Teiidae (Lepidosauria: Squamata). *Zootaxa* 3459:1-156.
- Jarnevich, C.S., M.A. Hayes, L.A. Fitzgerald, A.A. Yackel Adams, B.G. Falk, M.A. Collier, L.R. Bonewell, P.E. Klug, S. Naretto, R.N. Reed. 2018. Modeling the distributions of tegu lizards in native and potential invasive ranges. *Scientific reports*, 8(1): 10193.
- Klug P.E., R.N. Reed, F.J. Mazzotti, M.A. McEachern, J.J. Vinci, K.K. Craven, and A.A. Yackel Adams. 2015. The influence of disturbed habitat on the spatial ecology of Argentine black and white tegu (*Tupinambis merianae*), a recent invader in the Everglades ecosystem (Florida, USA). *Biological Invasions* 17:1785-1797.
- Krysko, K.L., L.A. Somma, D.C. Smith, C.R. Gillette, D. Cueva, J.A. Wasilewski, K.M. Enge, S.A. Johnson, T.S. Campbell, J.R. Edwards, M.R. Rochford, R. Tompkins, J.F. Fobb, S. Mullin, C.J. Lechowicz, D. Hazelton, and A. Warren. 2016. New verified nonindigenous amphibians and reptiles in Florida through 2015, with a summary of over 152 years of introductions. *Reptiles & Amphibians* 23: 110–143.
- Mazzotti F.J., M.A. McEachern, M.R. Rochford, R.N. Reed, J. Ketterlin Eckles, J.J. Vinci, J. Edwards, and J. Wasilewski. 2014. *Tupinambis merianae* as nest predators of crocodilians and turtles in Florida, USA. *Biological Invasions* 17:47-50.
- McEachern M.A., A.A. Yackel Adams, P.E. Klug, L.A. Fitzgerald, and R.N. Reed. 2015. Brumation of introduced *Tupinambis merianae* (Squamata: Teiidae) in southern Florida. *Southeastern Naturalist* 14(2):319–328.
- Meshaka W.E., Jr. 2011. *A Runaway Train in the Making: The Exotic Amphibians, Reptiles, Turtles, and Crocodilians of Florida*.
- Offner, M.T. 2017. Spatial ecology and diet of the Argentine black and white tegu (*Salvator merianae*) in central Florida (unpublished master's thesis). University of Florida, Gainesville, Florida.
- Pernas, T., D.J. Giardina, A. McKinley, A. Parns, and F.J. Mazzotti. 2012. First observations of nesting by the Argentine Black and White Tegu, *Tupinambis merianae*, in south Florida. *Southeastern Naturalist* 11: 765–771.

## Footnotes

1. Rebecca G. Harvey, former environmental education coordinator; Justin R. Dalaba, science writer and outreach coordinator; Fort Lauderdale Research and Education Center, UF/IFAS Extension, Davie, FL 33314; Jenny Ketterlin, invasive species biologist, National Park Service, Homestead, FL 33030; Art Roybal, senior fish and wildlife biologist, U.S. Fish and Wildlife Service, Vero Beach, FL 32960; Daniel Quinn, nonnative fish and wildlife biologist, Florida Fish and Wildlife Conservation Commission, Fort Myers, FL 33901; and Frank J. Mazzotti, professor, UF/IFAS Fort Lauderdale Research and Education Center; UF/IFAS Extension, Davie, FL 33314.